



ERA SOFT

STRUTTURA GIROLETTO

in multistrato di legno.

IMBOTTITURA GIROLETTO

in poliuretano espanso indeformabile densità 25kg/m³ rivestito in ovatta acrilica e vellutino.

SPESORE GIROLETTO totale 4cm.

STRUTTURA TESTATA

agglomerato di legno e multistrato di legno.

IMBOTTITURA TESTATA

in poliuretano espanso indeformabile densità 25kg/m³ rivestito in ovatta acrilica alta resilienza e tela in cotone.

RIVESTIMENTO

completamente sfoderabile nella versione tessuto, solo ring sfoderabile nella versione pelle.

Il modello può differire per alcune cuciture tra versione pelle e versione tessuto.

ERA SOFT NON DISPONIBILE nella versione pelle.

BED-FRAME

wood multi-layer.

BED-FRAME PADDING

undeformable polyurethane foam 25kg/m³ density covered with a top layer of acrylic wadding and velvet.

BED FRAME THICKNESS 4cm total.

HEADBOARD STRUCTURE

wood agglomeration and wood multilayer.

HEADBOARD PADDING

undeformable polyurethane foam 25kg/m³ density covered with a high resistance acrylic wadding top layer and cotton canvas.

COVERING

completely removable covering in fabric version; only base removable covering in leather version.

The model can have different sewings and finishings between leather and fabric version.

ERA SOFT NOT AVAILABLE in leather.

CADRE DE LIT

feuilleté de bois.

GARNISSAGE DU CADRE DE LIT

polyuréthane expansé indéformable densité 25kg/m³ revêtement en ouate acrylique et velours.

EPAISSEUR CADRE DE LIT total 4 cm.

STRUCTURE TÊTE

panneaux en particules et feuilleté de bois.

REMBOURRAGE TÊTE

polyuréthane expansé indéformable densité 25kg/m³ revêtement en ouate acrylique, haute résistance et toile en coton.

REVÊTEMENT

complettement déhoussable dans la version tissu, seulement le cadre dans la version en cuir.

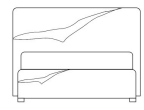
Le modèle peut présenter des coutures différents entre la version en cuir ou en tissu.

ERA SOFT pas disponible en cuir.



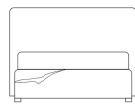
RING VERO LEGNO
FRAME IN REAL WOOD
CADRE DE LIT EN VRAI BOIS

TESSUTO / FABRIC / TISSU



COMPLETAMENTE SFODERABILE
COMPLETELY REMOVABLE COVERING
COMPLETEMENT DÉHOUSSABLE

PELLE / LEATHER / CUIR



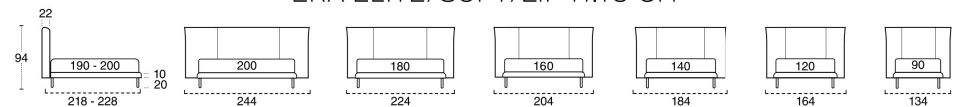
SOLO RING SFODERABILE
ONLY BED-FRAME REMOVABLE COVERING
SEULEMENT LE CADRE DE LIT DÉHOUSSABLE

N.B. NON DISPONIBILE NELLA
VERSIONE SOFT
NOT AVAILABLE
IN SOFT VERSION
NON DISPONIBILE DANS
LA VERSION SOFT

ZIP DISPONIBILI / AVAILABLE ZIPS / FERMETURES ECLAIRES DISPONIBLES

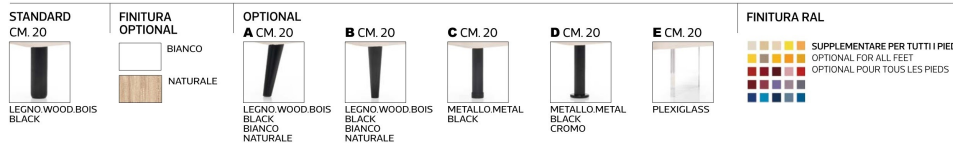


ERA ELITE/SOFT/ZIP H.10 CM

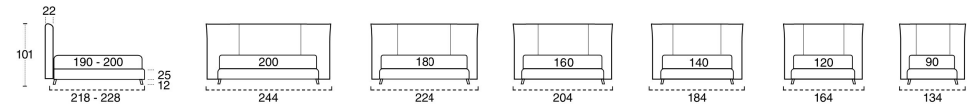


RETE STANDARD FORLI
STANDARD FORLI BED BASE
SOMMIER STANDARD FORLI

PIEDINI PER GIROLETTO H 10 CM / FEET FOR BED FRAME H 10 / PIED POUR CADRE H 10 CM



ERA ELITE/SOFT/ZIP H.25 CM



SENZA RETE: SPECIFICARE
MISURA ALLOGGIO PER RETE
WITHOUT BED BASE: PLEASE
SPECIFY SIZE OF THE BASE
SANS SOMMIER: NOTER LA
DIMENSION DU RANGE SOMMIER



RETE STANDARD CORTINA
STANDARD CORTINA BED BASE
SOMMIER STANDARD CORTINA



SISTEMA ALZARETE YPSILON
YPSILON LIFT-UP MECHANISM
FOR BED BASE
SYSTÈME DE RELEVAGE YPSILON




SISTEMA ALZARETE TRIPLEX
TRIPLEX LIFT-UP MECHANISM
FOR BED BASE
SYSTÈME DE RELEVAGE TRIPLEX

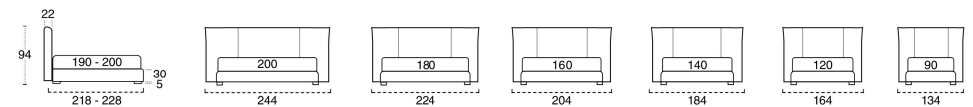


SISTEMA ALZARETE MASTER
MASTER LIFT-UP MECHANISM
FOR BED BASE
SYSTÈME DE RELEVAGE MASTER

PIEDINI PER GIROLETTO H 25 CM / FEET FOR BED FRAME H 25 / PIED POUR CADRE H25 CM



ERA ELITE/SOFT/ZIP H.30 CM



SENZA RETE: SPECIFICARE
MISURA ALLOGGIO PER RETE
WITHOUT BED BASE: PLEASE
SPECIFY SIZE OF THE BASE
SANS SOMMIER: NOTER LA
DIMENSION DU RANGE SOMMIER



RETE STANDARD CORTINA
STANDARD CORTINA BED BASE
SOMMIER STANDARD CORTINA



SISTEMA ALZARETE YPSILON
YPSILON LIFT-UP MECHANISM
FOR BED BASE
SYSTÈME DE RELEVAGE YPSILON



SISTEMA ALZARETE TRIPLEX
TRIPLEX LIFT-UP MECHANISM
FOR BED BASE
SYSTÈME DE RELEVAGEE TRIPLEX



SISTEMA ALZARETE MASTER
MASTER LIFT-UP MECHANISM
FOR BED BASE
SYSTÈME DE RELEVAGE MASTER

PIEDINI PER GIROLETTO H 30 CM / FEET FOR BED FRAME H 30 / PIED POUR CADRE H 30 CM

